

Read Magazines with



From Your Mobile Device

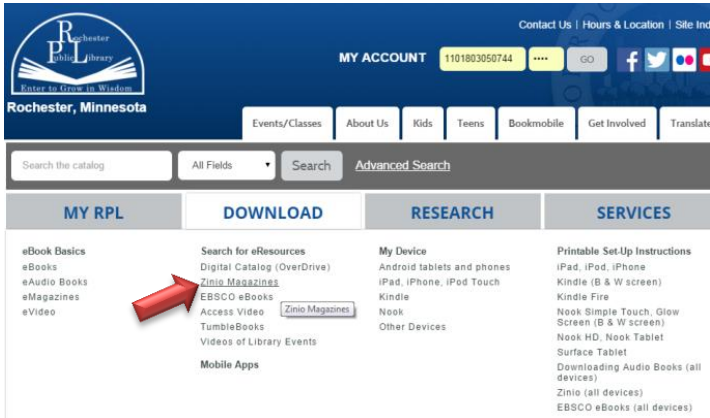


101 Second Street SE
Rochester, MN 55904
507.328.2305

www.RochesterPublicLibrary.org

1

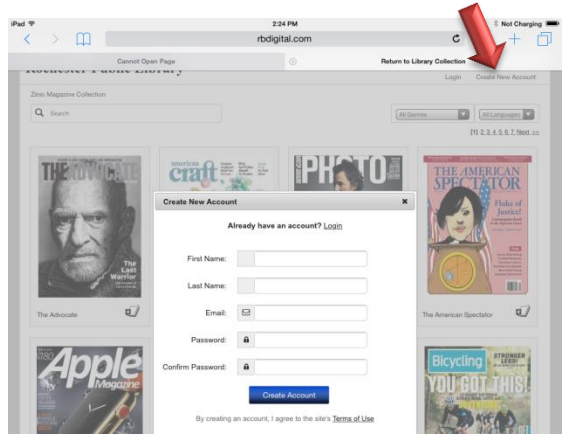
- Go to the Rochester Public Library website and hover your mouse over the **DOWNLOAD** tab to show the **DOWNLOAD** menu.



- Select "Zinio Magazines" under the "Search for eResources" column

2

- Click on Create New Account
You will create a total of TWO (2) accounts; a Library Collection account to check out magazines; and a Zinio Reader account to read checked out magazines via the mobile app. Be sure to use the same email address and password for both accounts.

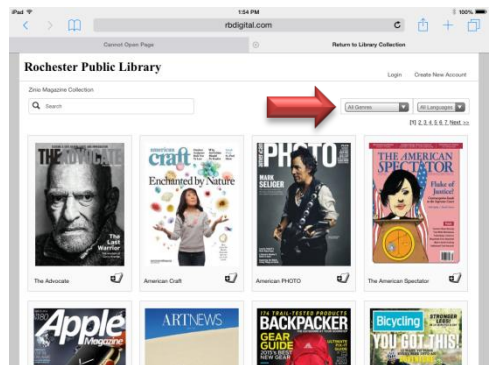


- After filling out the form select



3

- Browse the library's collection of magazines one at a time, search for your favorite magazines by title or use the convenient category feature to find new magazines which meet your interests.



4

- After you have chosen a magazine, select



Note: The latest issues are release simultaneously with the print edition and are ready for immediate checkout. Back Issues of the magazines can also be checked out to your Zinio account.

NO LIMITS – Check out as many issues as you want and keep them in your account as long as you wish.

5

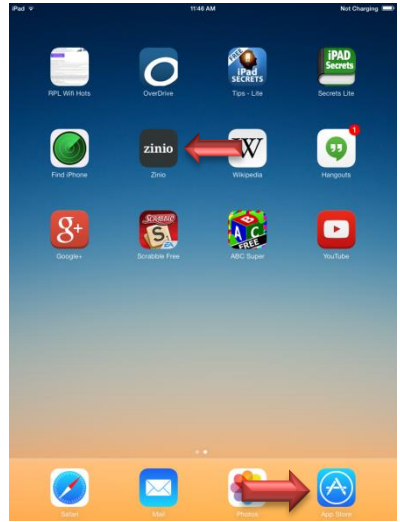
- Now that you have checked out the magazine successfully, you can do further searching by choosing



- Or you can start reading by going to the **Zinio App**

6

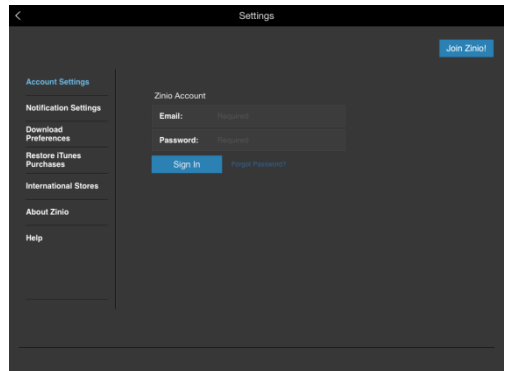
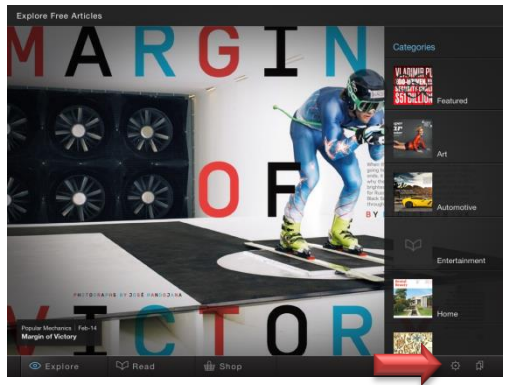
- Download the Zinio app from your device's app store.



7

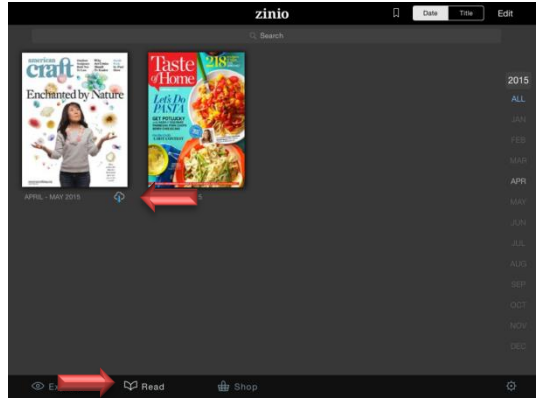
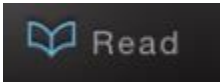
- Open the app and tap the Settings icon.
- Create your Zinio Account by filling out the form.

Be sure to use the same email address and password you used for the Library Account. If they do not match, the magazine will not be added to your Zinio Account.



8

- Once you have created your Zinio account, select



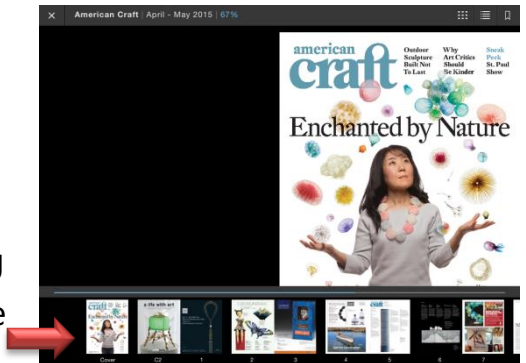
The magazine you have checked out will be listed under **My Library**.

- When you select the magazine you want to read, the magazine will begin to download.

NOTE: Once the magazine has been downloaded you will be able to read that magazine offline.

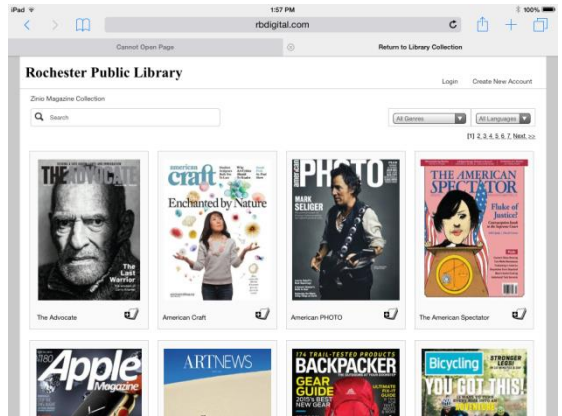
9

- Enjoy reading and paging through the magazine. The magazine can be quickly browsed using the page viewer at the bottom of the screen.



10

- To check out other magazines, return to the libraries **Zinio Access Page** using your web browser.



Removing Magazines from My Account

- Connect to your Library Account via the libraries Zinio Access Page.
- Click the Edit Button near the top of the screen.
- Click the Remove button under each issue.

Questions? Call 507-328-2309 or stop by the Reference Desk on the second floor.